

## Objective

After studying this section, you will be able to

- Begin solving problems involving circles

**Example 1** Find the circumference and the area of  $\odot O$ .



→ The circumference is found with the formula  $C = \pi d$ , where  $d$  is the diameter of the circle.

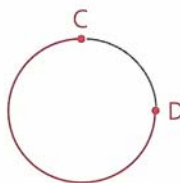
$$C = \pi d = 14\pi \quad C = 2r\pi \quad 1 \text{ dim}$$

→ The area is found with the formula  $A = \pi r^2$ , where  $r$  is the circle's radius.

$$A = \pi r^2 = \pi(7^2) = 49\pi \quad 2 \text{ dimension}$$

The circle's circumference is  $14\pi$ , or about 43.98, inches and its area is  $49\pi$ , or about 153.94, square inches.

An arc is made up of two points on a circle and all the points of the circle needed to connect those two points by a single path. The blue portion of the figure at the right is called arc CD (symbolized  $\widehat{CD}$ ).

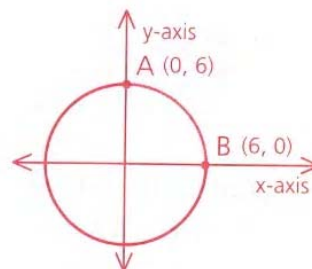


An exact answer is written in terms of pi ( $\pi$ ):  $3\pi$  is exact.

An estimated value multiplies an estimate of pi: 9.42 is an estimated value of  $3\pi$ .

The *measure* of an arc is equivalent to the number of degrees it occupies. (A complete circle occupies  $360^\circ$ .) The *length* of an arc is a fraction of a circle's circumference, so it is expressed in linear units, such as feet, centimeters, or inches.

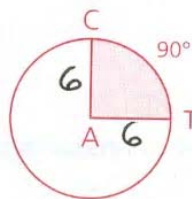
**Example 2** Find the measure and the length of  $\widehat{AB}$ .



Since the arc is one fourth of the circle, its measure is  $\frac{1}{4}(360)$ , or  $90^\circ$ . The arc's length ( $\ell$ ) can be expressed as a part of the circle's circumference.

$$\begin{aligned}\ell &= \frac{90}{360}C \\ &= \frac{1}{4}\pi d \\ &= \frac{1}{4}(\pi \cdot 12) \\ &= 3\pi, \text{ or } \approx 9.42\end{aligned}$$

A *sector* of a circle is a region bounded by two radii and an arc of the circle. The figure at the right shows sector CAT of  $\odot A$ .

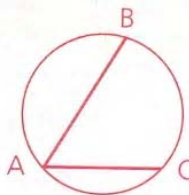


Since we know that  $\widehat{CT}$  has a measure of  $90$ , we can calculate the area of sector CAT as a fraction of the area of  $\odot A$ .

$$\begin{aligned}\text{Area of sector CAT} &= \frac{90}{360}(\text{area of } \odot A) \\ &= \frac{1}{4}(\pi \cdot 6^2) \\ &= 9\pi, \text{ or } \approx 28.27\end{aligned}$$

A *chord* is a line segment joining two points on a circle. (A diameter is a chord that passes through the center of its circle.) An *inscribed angle* is an angle whose vertex is on a circle and whose sides are determined by two chords of the circle.

In the figure at the right,  $\overline{AB}$  and  $\overline{AC}$  are chords, and  $\angle BAC$  is an inscribed angle.  $\angle BAC$  is said to *intercept*  $\widehat{BC}$ . (An intercepted arc is an arc whose endpoints are on the sides of an angle and whose other points all lie within the angle. Although  $\angle BAC$  intercepts only one arc, in Chapter 10 you will deal with some angles that intercept two arcs of a circle.)



**Problem 1** Find the circumference and the area of  $\odot P$ .

**Solution**

$$C = \pi d$$

$$= \pi(5.4)$$

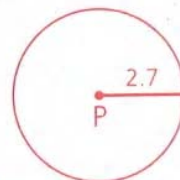
$$= 5.4\pi, \text{ or } \approx 16.96$$

EXACT      GST.

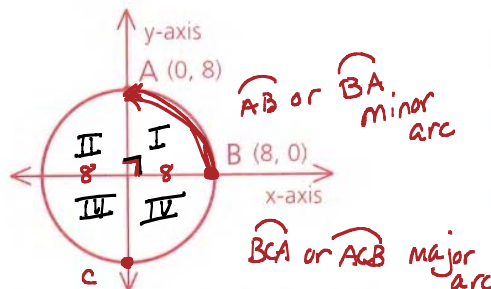
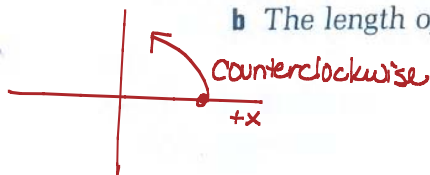
$$A = \pi r^2$$

$$= \pi(2.7^2)$$

$$= 7.29\pi, \text{ or } \approx 22.90$$



**Problem 2** Given: Diagram as marked  
Find: a  $m\widehat{AB}$  degrees  
b The length of  $\widehat{AB}$



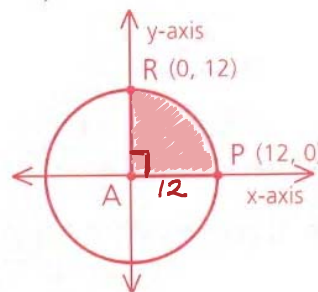
**Solution** The circle's radius is 8, and  $\widehat{AB}$  is one fourth of the circle.

degrees a  $m\widehat{AB} = \frac{1}{4}(360)$   
 $= 90^\circ$

Some other unit b Length of  $\widehat{AB} = \frac{90}{360}C$        $\frac{m\angle}{360} \cdot C = \frac{m\angle}{360} \cdot \pi \cdot d$   
 $= \frac{1}{4}(\pi \cdot 16) = \frac{16}{4}\pi$   
 $= 4\pi, \text{ or } \approx 12.57$

**Problem 3** Find the area of the shaded region (sector PAR).

$$\frac{m\angle}{360} \cdot A = \frac{m\angle}{360} \cdot \pi \cdot r^2$$



**Solution** The radius of  $\odot A$  is 12, and  $m\widehat{RP} = 90$ .

$$\text{Area of sector PAR} = \frac{90}{360}(\text{area of } \odot A)$$

$$= \frac{1}{4}(\pi \cdot 12^2) = \frac{12 \cdot 12}{4} \pi$$

$$= 36\pi, \text{ or } \approx 113.10$$

**Problem 4**

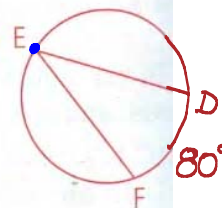
Harry Halph looked ahead to Chapter 10 and discovered that the measure of an inscribed angle is half the measure of its intercepted arc. Use this information to find the measure of inscribed angle DEF.

**Solution**  $\widehat{DF}$  is the arc intercepted by  $\angle DEF$ .

$$m\angle DEF = \frac{1}{2}(m\widehat{DF})$$

$$= \frac{1}{2}(80)$$

$$= 40$$

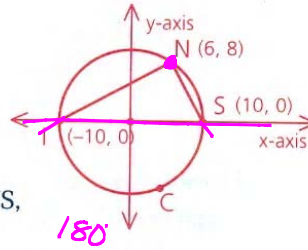


inscribed  $\Rightarrow$  vertex is ON circle

**Problem 6**

Show that  $\triangle INS$  is a right triangle by

- a Finding  $m\angle INS$
- b Finding the slopes of  $\overleftrightarrow{IN}$  and  $\overleftrightarrow{NS}$



**Solution**

- a  $\widehat{ICS}$  is one-half the circle, so  $m\widehat{ICS} = 180$ .  
Since  $\widehat{ICS}$  is intercepted by inscribed angle  $INS$ ,  
$$m\angle INS = \frac{1}{2}(m\widehat{ICS})$$
$$= \frac{1}{2}(180)$$
$$= 90$$

$\frac{\text{rise}}{\text{run}} =$

$\frac{\Delta y}{\Delta x} =$

- Therefore,  $\angle INS$  is a right angle, and  $\triangle INS$  is a right triangle.
- b Recall that two lines are perpendicular if their slopes are opposite reciprocals.

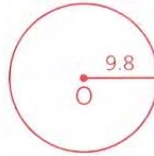
$$\text{Slope of } \overleftrightarrow{IN} = \frac{8 - 0}{6 - (-10)} = \frac{1}{2}$$

$$\text{Slope of } \overleftrightarrow{NS} = \frac{0 - 8}{10 - 6} = -2$$

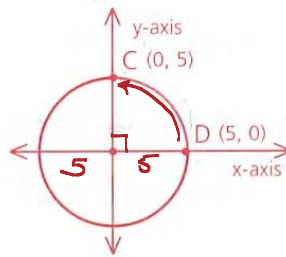
Since  $\overleftrightarrow{IN} \perp \overleftrightarrow{NS}$ ,  $\triangle INS$  is a right triangle.

# Homework

- 1) Find the circumference and the area of  $\odot O$ .  $C = 19.6\pi$ , or  $\approx 61.58$ ;  
 $A = 96.04\pi$ , or  $\approx 301.72$

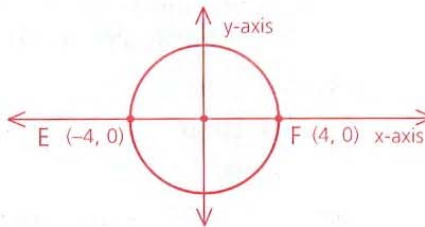


- 2 Given: Diagram as marked  
Find: a The measure of the arc from C to D ( $m\widehat{CD}$ ) 90  
b The length of  $\widehat{CD}$   $2.5\pi$ , or  $\approx 7.85$   
*EXACT EST.*

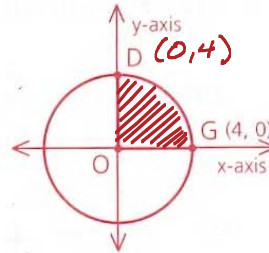


$$C = \pi d$$

- 3) Given: Diagram as marked  
Find: a  $m\widehat{EF}$   
b The length of  $\widehat{EF}$  to the nearest tenth

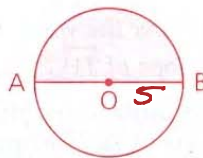


- 4) Given: Diagram as marked  
Find: a The coordinates of D (0, 4)  
b The area of the shaded region (sector DOG)  $4\pi$ , or  $\approx 12.57$

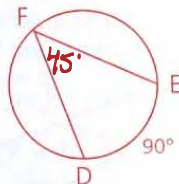


- 5 If  $AB = 10$ , what is the area of the shaded region (sector AOB)?

$$\frac{1}{2} \cdot 25\pi = \frac{25}{2}\pi$$



- 6 Find  $m\angle F$ .





Name  
Adv Geo

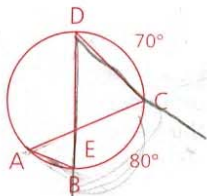
9.2: Introduction to Circles

Date

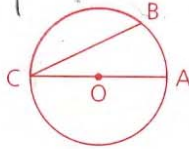
Ms. Kresovic

7 Given: Diagram as marked

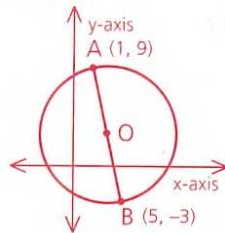
Find: a  $m\angle A$   
b  $m\angle D$



8 In  $\odot O$ ,  $m\widehat{AB} = 50$ . Find  $m\widehat{BC}$  and  $m\angle BCA$ .

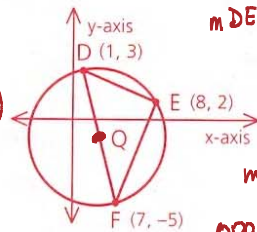


9 In the figure shown,  $\overline{AB}$  is a diameter. Find the coordinates of point O, the center of the circle. (3, 3)



10 Find the coordinates of Q, the center of the circle. Then use slopes to show that  $\triangle DEF$  is a right triangle.

$Q: (\frac{1+7}{2}, \frac{3+5}{2}) = (\frac{8}{2}, \frac{8}{2}) = (4, 4)$



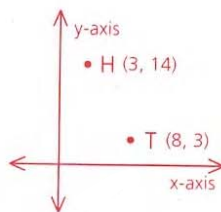
$m_{DE} = \frac{\Delta y}{\Delta x} = \frac{3-2}{1-8} = \frac{1}{-7}$

$m_{EF} = \frac{2+5}{8-7} = \frac{7}{1}$

OPP RECIP  $\Rightarrow \perp \Rightarrow \text{right angle}$

11 Copy the diagram, reflecting H across the y-axis to H'. Then find

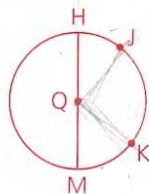
- a The coordinates of H'
- b The slope of  $\overleftrightarrow{TH'}$



Problem Set B

12 In  $\odot Q$ ,  $m\widehat{HJ} = 20$  and  $m\widehat{MK} = 40$ . The circumference of  $\odot Q$  is  $27\pi$ .

- a Find  $m\widehat{JK}$ .
- b Find the length of  $\widehat{JK}$ .
- c Find HM (the length of  $\overline{HM}$ ).



QUIZ  
MAT.