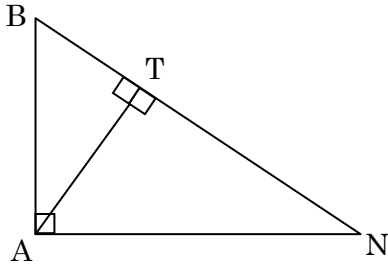


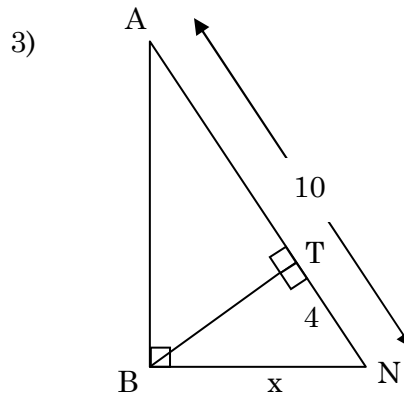
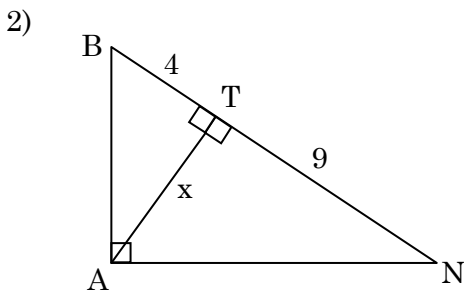
Worksheet 1 Altitude to the Hypotenuse

Name _____

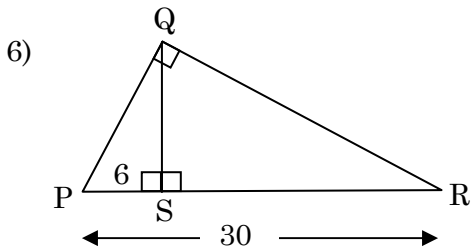
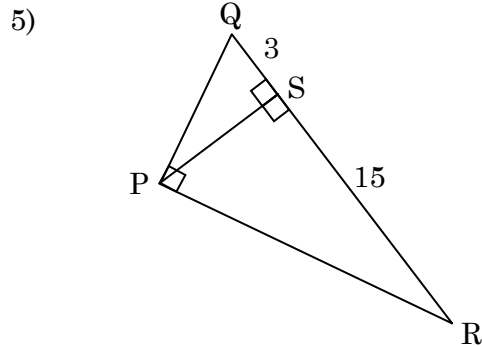
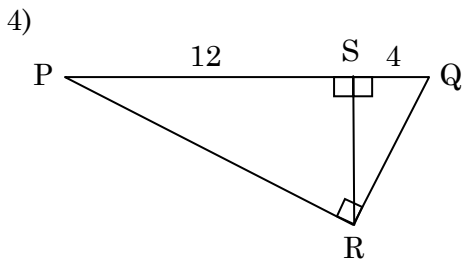
1) If an altitude is drawn to the hypotenuse of triangle BAN below, then name and redraw the 3 similar triangles created.



Find the missing value "x" below:



For 4-6 find the length of the altitude of right triangle PQR.



Find the geometric mean of the following numbers.

7) 5 and 8

8) 7 and 11

9) 4 and 9

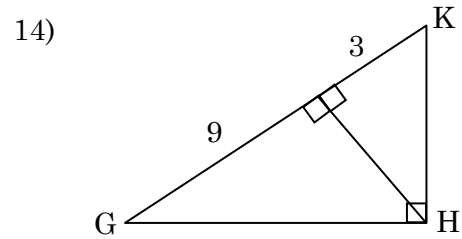
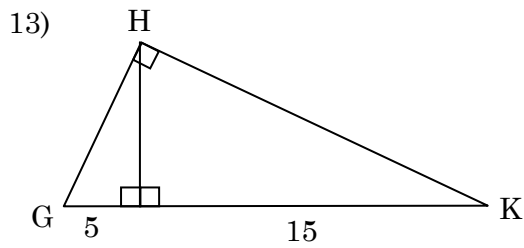
10) 2 and 25

11) 6 and 8

12) 8 and 32

For 7-9 find the length of each leg of right triangle GHK. (find GH and HK)

Hint: find altitude first, then you can do similar triangles or Pythagorean Theorem.



15) How far is it across the lake?

